



# **ANNUAL STATISTICAL REPORT**

## **2017**



**DEPARTMENT OF PROBATION AND CHILD CARE SERVICES**  
**MINISTRY OF WOMEN & CHILD AFFAIRS AND DRY ZONE**  
**DEVELOPMENT**

## **PREFACE**

The Department of Probation and Child Care Services provides the alternative care for the children who are without parental care and protection due to various reasons and also children in conflict with the law. The aim of this Statistical Bulletin is to present a number of statistical tables of institutions and assessment of need of children homes in the entire country. The main purpose of the bulletin is understanding the situations of children who are living in these institutions. Despite limitations in time and space, the information in this statistical bulletin is comprehensive and clear. The preparation of this bulletin and the verification of the data included in the report was compiled by Ms. Aruni Nilupuli, Statistical Officer under my supervision and Ms. Nirmalee Perera, Senior Probation Officer of the Department of Probation and Child Care Services.

Compilation of this bulletin would not have been possible if not for the assistance and cooperation rendered by the Commissioners and Probation Officers of the Provincial Departments of Probation and Child Care Services. And also, I wish to express my appreciation to all Commissioners of Provincial Councils, Ms. Anusha Chandrani, Officer in-charge of National Training and Counselling Center, Paraththa and Rev. Fr. Sameera OMI Director of St. Vincent's Technical School, Maggona for their valuable cooperation by providing data to the head office.

25<sup>th</sup> March 2019

**Chandima Sigera**

Commissioner

## EXECUTIVE SUMMARY

The Department of Probation and Child Care Services is providing protection and shelter for orphaned, abandoned, destitute children, victims and offenders who are conflict with law in the entire country. Types of Child Care Institutions currently in Sri Lanka are

- Remand Homes
- Certified Schools
- Receiving Homes
- Detention Home
- Approved School
- National Training and Counselling Center
- Other Children Homes
- Voluntary Homes

**Remand Homes** - have been established to house children while their cases are being heard in courts of law. Children in remand homes are detained for the following reasons: suspicion of murder, attempted murder, arson, victims of abuse and sexual harassment, theft, quarrelling, disobedience, straying, being stranded, use of liquor/drugs, child labor, and for further investigations.

**Certified Schools** - Children are committed to a certified school, so that they may receive re-education, training and care to enable them to improve their behavioral pattern and to facilitate his/her re-settlement in society. The main focus of attention should therefore be curative and preventive. The reasons for admission of children such schools include, theft/burglaries, disobedience to parents, sale and use of alcohol, in need of care and protection, attempted suicide and unclassified.

**State Receiving Homes** are set up to provide the necessary safety and protection to children who have not had the opportunity to live with their own families temporally or permanently. Orphaned, abandoned and destitute children live in receiving homes.

**Detention Home** was set up with the objective of rehabilitating destitute children over 8 years of age who were straying as beggars. The Halpatota detention house in Southern Province, continued to function as the only facility for the reception care and rehabilitation of boys and girls under 18 years of age committed by court to a house of detention when found guilty under the Vagrant's Ordinance.



**Approved School** has been established by non-governmental organizations and are assisted by the government. They are designed to provide residential care and training to Juvenile offenders. The only approved school in the Island at present and it is located in Maggona administered by the Roman Catholic Church.

**National Training and Counselling Center**, functioned in Paraththa and functions under the supervision of the National Department of Probation and Child Care Services hosts children who have been sexually abused and raped, involved in thefts, straying children, disobedient children, and children engaged in child labor, married under aged children, children stranded and suspected of committing crimes. This institute is also conducting counseling programs for children who are under children homes taking into considering their race religion and age.

### **Voluntary Homes:**

The majority of child care institutions in Sri Lanka are Voluntary Homes. Though they are managed by non-governmental parties, they are continuously monitored by the Department of Probation and Child Care Services. These voluntary children's homes accommodate children with various issues such as poverty, negligence by parents, orphaned, family separation etc.

When considering the history of the Department, the Probation System was tried out by the judiciary of Sri Lanka in the 1930s. Probation of Offenders Ordinance passed in England in 1907 had an impact on the judiciary of Sri Lanka as well. Probation Ordinance No. 22, passed in 1944 was a result of the aforesaid impact. Probation system was established in Sri Lankan Judiciary through this Act. After the government accepted the recommendations of the Committee headed by Judge Gratien in 1949, Probation Service was extended to cover all judicial zones throughout the island. The administration of this service was done by the Department of Prisons and Probation. The Department which was founded in 1956 in this manner was brought under the Ministry of Social Services first. It was brought under various Ministries by successive governments. At the beginning of 1990, it was under the Ministry of Reform, Rehabilitation and Social Welfare and after August 1994 it was brought under the Ministry of Health, Highways and Social Services. In 2001 it was under the purview of the Ministry of Social Services and Fisheries Community Housing Development, and in 2002 under the Ministry of Health, Nutrition and Welfare. In 2003, it was brought under the Ministry of Social Welfare and then in 2004 under the Ministry of Women's Empowerment and Social Welfare. From 2005, it functioned under the Ministry of Child Development and Women's Advancement and from

2010 under the Ministry of Child Development and Women's Affairs as well. From 2015 up to October 2018, it had been functioning under the Ministry of Women and Child Affairs. At present, the department functions under the Ministry of Women & Child Affairs and Dry Zone Development.

After the establishment of the Department of Probation and Child Care Services, functions of the detention houses, certified schools, probation offices etc. were extended under the purview of this Department and Assistant Commissioners were appointed in all 9 districts covering the entire island to assist the Commissioner of Probation and Child Care Services.

With the implementation of the 13th amendment to the Constitution in 1987 that structure changed and Probation and Child Care Service was devolved to the Provincial Councils. With that, the post of Assistant Commissioner that had been introduced to support the Commissioner was abolished.

The objectives of the department are

- The correction of deviant behavior and the promotion of law abiding citizenship in the population.
- The creation of opportunities for the healthy growth and development of disadvantaged and dependent children
- Identification of cause of family dysfunction among vulnerable group in society and restoration of their potential capacity for normal family functioning.
- Implementation of different alternative care provisions with Provincial Probation Commissioners.
- Acting as a focal point of the Provincial Probation Departments in order to coordinate central level by giving timely data and information.

The Statistical Bulletin provides details of children in children homes in year 2017. The objective of this bulletin was to provide basic information on the current situation of children under institutional care in the entire country. Data collection method was using a standard excel template and the templates were given to the probation officers through the Commissioners of Provincial Councils.

According to the Statistical Bulletin of 2017, there are 13,055 children in 403 institutions located in all nine provinces in Sri Lanka. Data of the bulletin provides the number of children under children homes based on the offence, gender, ethnicity, religion and age groups.

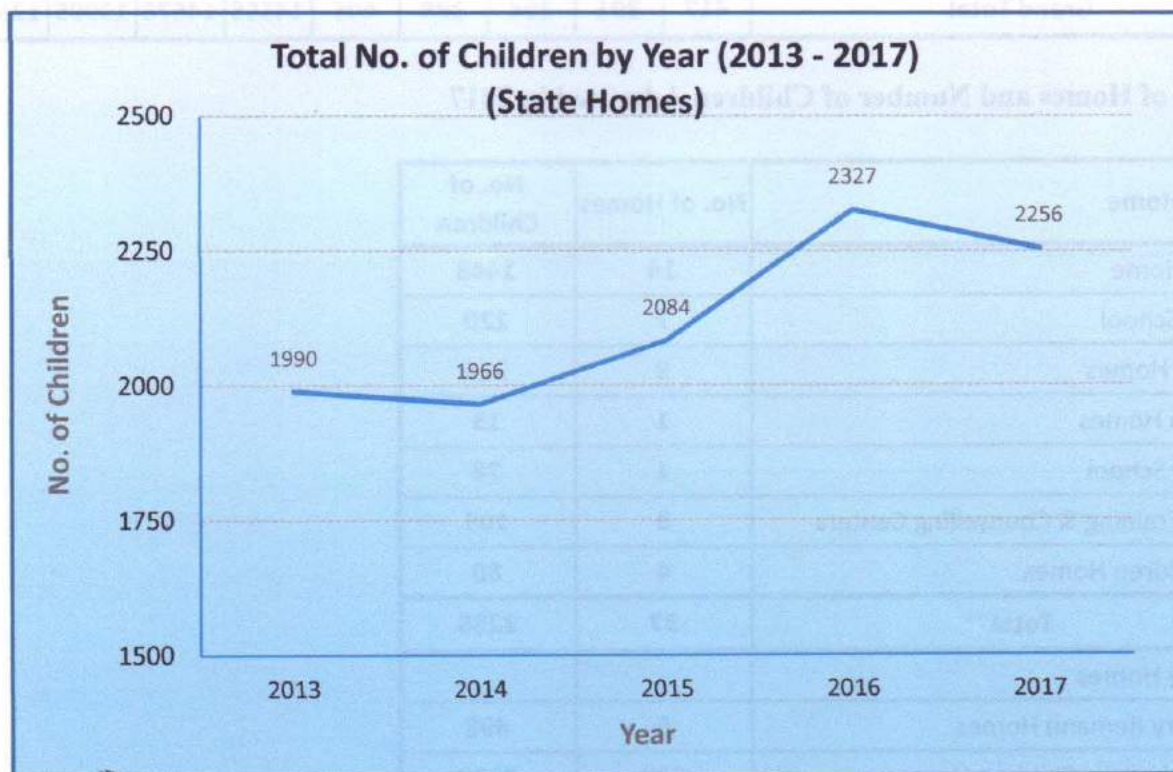
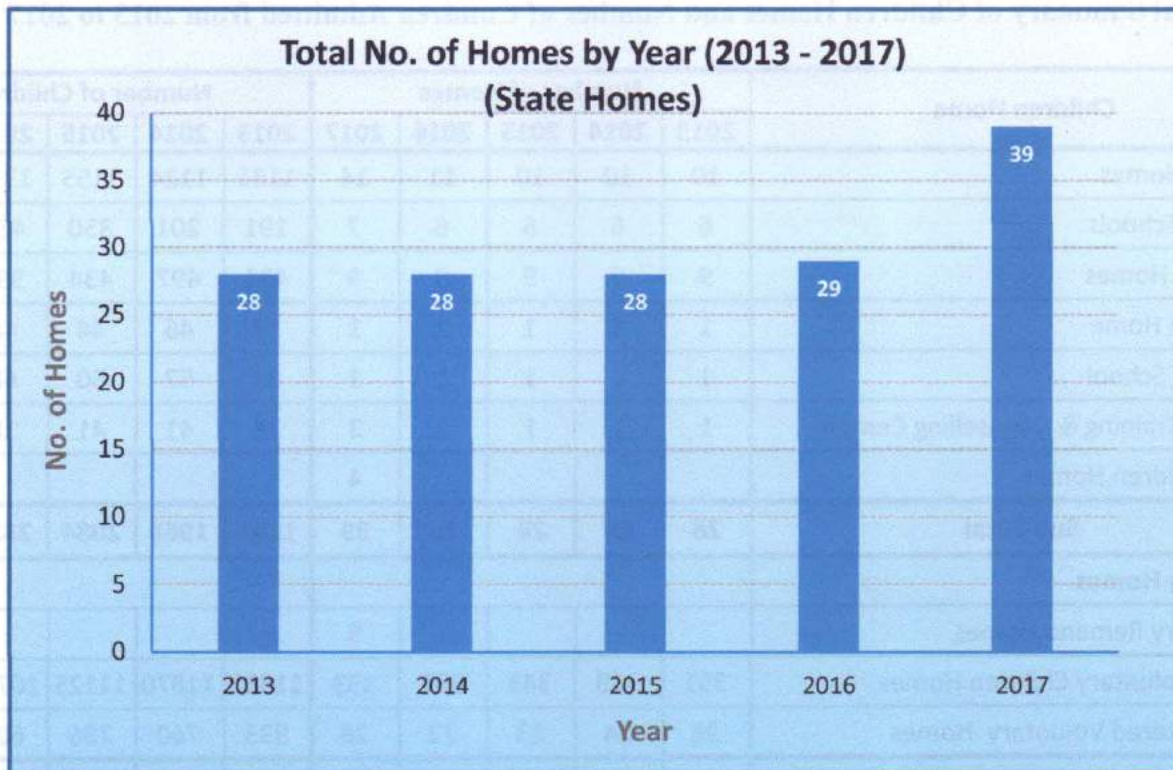


### Statistical Summary of Children Homes and Number of Children Admitted from 2013 to 2017

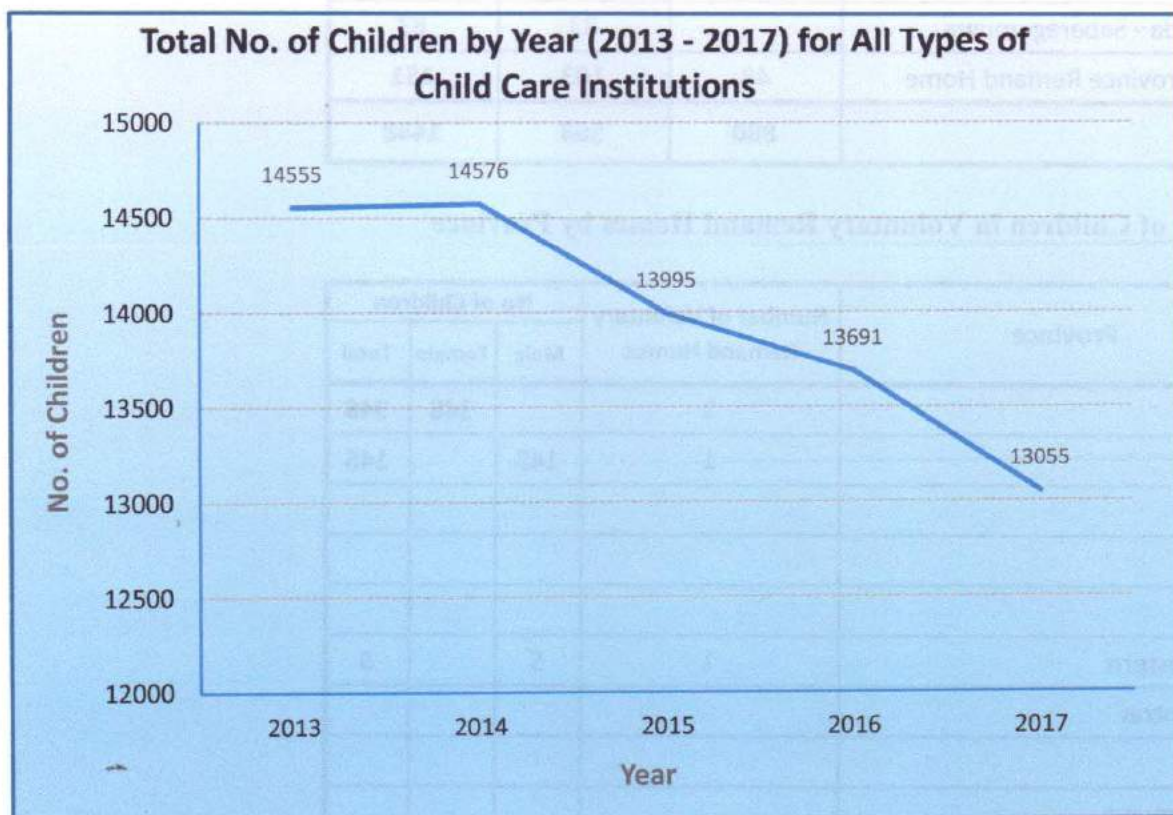
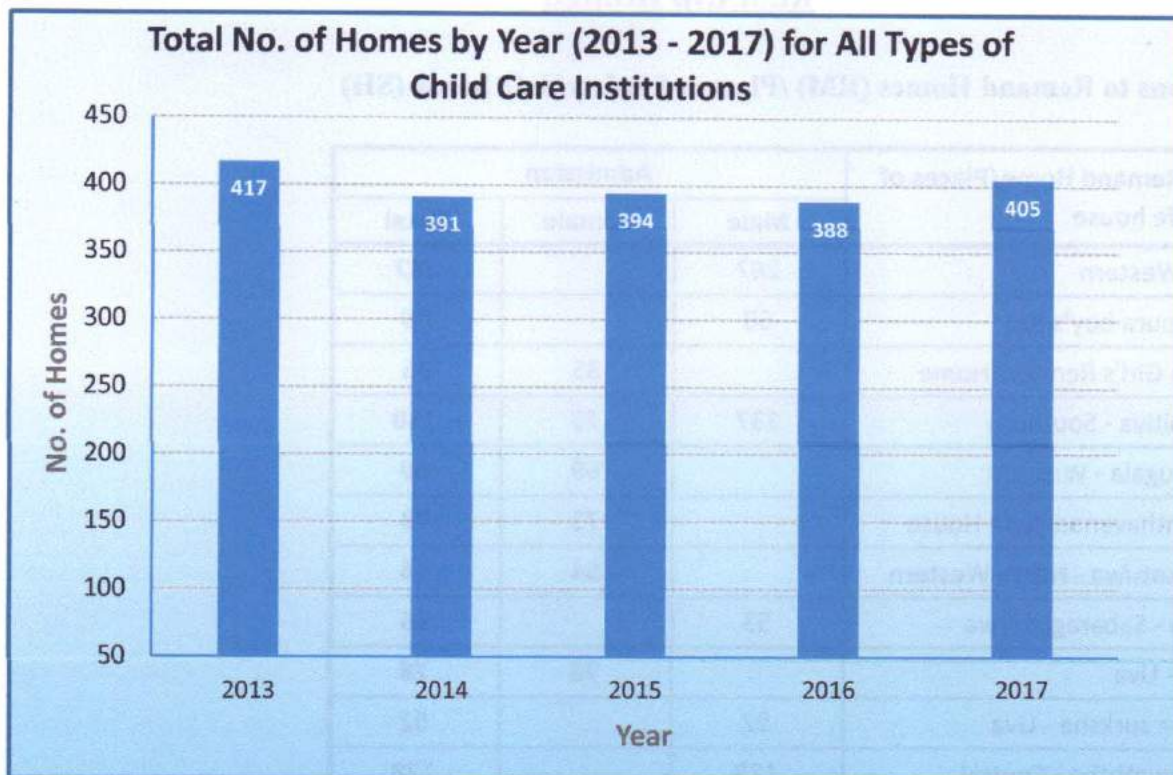
Children Home	Number of Homes					Number of Children				
	2013	2014	2015	2016	2017	2013	2014	2015	2016	2017
Remand Homes	10	10	10	11	14	1181	1124	1155	1331	1448
Certified Schools	6	6	6	6	7	191	201	350	466	220
Receiving Homes	9	9	9	9	9	474	497	434	396	314
Detention Home	1	1	1	1	1	57	46	44	48	13
Approved School	1	1	1	1	1	61	57	60	68	78
National Training & Counselling Centers	1	1	1	1	3	26	41	41	18	103
Other Children Homes					4					80
<b>Sub Total</b>	<b>28</b>	<b>28</b>	<b>28</b>	<b>29</b>	<b>39</b>	<b>1990</b>	<b>1966</b>	<b>2084</b>	<b>2327</b>	<b>2256</b>
<b>Voluntary Homes</b>										
* Voluntary Remand Homes					5					498
* Regd. Voluntary Children Homes	351	339	343	337	333	11632	11870	11125	10758	9352
* Unregistered Voluntary Homes	38	24	23	22	28	933	740	786	606	949
<b>Sub Total</b>	<b>389</b>	<b>363</b>	<b>366</b>	<b>359</b>	<b>366</b>	<b>12565</b>	<b>12610</b>	<b>11911</b>	<b>11364</b>	<b>10799</b>
<b>Grand Total</b>	<b>417</b>	<b>391</b>	<b>394</b>	<b>388</b>	<b>405</b>	<b>14555</b>	<b>14576</b>	<b>13995</b>	<b>13691</b>	<b>13055</b>

### Number of Homes and Number of Children Admitted in 2017

Children Home	No. of Homes	No. of Children
Remand Home	14	1448
Certified School	7	220
Receiving Homes	9	314
Detention Homes	1	13
Approved School	1	78
National Training & Counselling Centers	3	103
Other Children Homes	4	80
<b>Total</b>	<b>39</b>	<b>2256</b>
<b>Voluntary Homes</b>		
* Voluntary Remand Homes	5	498
* Regd. Voluntary Children Homes	333	9352
* Unregistered Voluntary Homes	28	949
<b>Total</b>	<b>366</b>	<b>10799</b>









## REMAND HOMES

### Admissions to Remand Homes (RM) /Places of Safety/Safe house (SH)

Name of Remand Home/Places of safety/Safe house	Admission		
	Male	Female	Total
Makola - Western	287		287
Anuradhapura boy's RM	68		68
Saliyapura Girl's Remand Home		35	35
Kithulampitiya - Southern	137	73	210
Rammuthugala - Western		69	69
Jaffna Nanthavanam Safe House		73	73
Meegahakotuwa - North Western		54	54
Dehiowita - Sabaragamuwa	53		53
Yasodara - Uva		78	78
Safe House surksha - Uva	52		52
Werawalawaththa - Central	128		128
Atchuvely - Northern	107		107
Wiyalagoda - Sabaragamuwa		83	83
Eastern Province Remand Home	48	103	151
<b>Total</b>	<b>880</b>	<b>568</b>	<b>1448</b>

### Number of Children in Voluntary Remand Homes by Province

Province	Number of Voluntary Remand Homes	No of Children		
		Male	Female	Total
Western	3		348	348
Central	1	145		145
Southern				
Northern				
Eastern				
North Western	1	5		5
North Central				
Uva				
Sabaragamuwa				
<b>Total</b>	<b>5</b>	<b>150</b>	<b>348</b>	<b>498</b>

**Admissions to Remand Homes (RM) /Places of safety/Safe house (SH) by Ethnicity**

Remand Home/Places of safety/Safe house	Sinhalese		Tamil		Muslim		Total		Grand Total
	M	F	M	F	M	F	M	F	
Makola	183		49		55		287		287
Anuradhapura boy's RM	56		3		9		68		68
Saliyapura girl's RM		33				2	0	35	35
Kithulampitiya	124	70	10	3	3		137	73	210
Rammuthugala		62		6		1		69	69
Jaffna SH - Nanthavanam				73				73	73
Meegahakotuwa		52		2				54	54
Dehiowita	47		5		1		53		53
Yasodara		64		13		1		78	78
Surksha	38		13		1		52		52
Atchuvely	4		101		2		107		107
werawalawaththa	78		33		17		128		128
Wiyalagoda		66		14		3		83	83
Eastern Province	4	15	28	62	16	26	48	103	151
<b>Total</b>	<b>534</b>	<b>362</b>	<b>242</b>	<b>173</b>	<b>104</b>	<b>33</b>	<b>880</b>	<b>568</b>	<b>1448</b>

**Admissions to Remand Homes (RM) /Places of safety/Safe house (SH) by Religion**

Remand Home/Places of safety/Safe house	Buddhist		Hindu		Christian		Islam/Other		Total		Grand Total
	M	F	M	F	M	F	M	F	M	F	
Makola	162		36		34		55		287		287
Anuradhapura boy's RM	56		3				9		68		68
Saliyapura girl's RM		33						2		35	35
Kithulampitiya	124	71	10			2	3		137	73	210
Rammuthugala		52		5		3		9		69	69
Jaffna SH - Nanthavanam				60		13				73	73
Meegahakotuwa		46				8				54	54
Dehiowita	47		5				1		53		53
Yasodara		64		13				1		78	78
Surksha	38		13		1				52		52
Atchuvely	4		83		18		2		107		107
Werawalawaththa	78		29		4		17		128		128
Wiyalagoda		66		13		1		3		83	83
Eastern Province	4	15	27	59	1	3	16	26	48	103	151
<b>Total</b>	<b>513</b>	<b>347</b>	<b>206</b>	<b>150</b>	<b>58</b>	<b>30</b>	<b>103</b>	<b>41</b>	<b>880</b>	<b>568</b>	<b>1448</b>



### Admissions to Remand Homes (RM)/Places of safety/Safe house (SH) by Age Group

Remand Home/Places of safety/Safe house	Below 7 YRS		7 to 10 Years		11 to 16 Years		over 16 Years		Total		Grand Total
	M	F	M	F	M	F	M	F	M	F	
Makola	2		12		203		70		287		287
Anuradhapura boy's RM					59		9		68		68
Saliyapura girl's RM		1				32		2	0	35	35
Kithulampitiya			2		115	60	20	13	137	73	210
Rammuthugala				2		54		13		69	69
Jaffna SH - Nanthavanam						30		43		73	73
Meegahakotuwa				1		46		7		54	54
Dehiowita			2		36		15		53		53
Yasodara		2		8		46		22		78	78
Surksha	4		4		40		4		52		52
Atchuvely					72		35		107		107
Werawalawaththa			3		63		62		128		128
Wiyalagoda		1		5		64		13		83	83
Eastern Province	5	6	4	9	29	67	10	21	48	103	151
<b>Total</b>	<b>11</b>	<b>10</b>	<b>27</b>	<b>25</b>	<b>617</b>	<b>399</b>	<b>225</b>	<b>134</b>	<b>880</b>	<b>568</b>	<b>1448</b>

### Admissions to Remand Homes by Age Group - Child Victims (Abuse Children)

Children in need of Care & Protection-හරය හා ආරක්ෂාව අවශ්‍ය ළමුන්

Remand Home/Places of safety/Safe house	Below 7 Years		7 to 10		11 to 16		Over 16 Years		Total		Grand Total
	M	F	M	F	M	F	M	F	M	F	
Makola	2		7		101		21		131		131
Anuradhapura boy's RM					13		4		17		17
Saliyapura girl's RM		1				31		2		34	34
Kithulampitiya						60		13		73	73
Rammuthugala				2		54		13		69	69
Jaffna SH - Nanthavanam						30		43		73	73
Meegahakotuwa				1		46		7		54	54
Dehiowita			2		8		6		16	0	16
Yasodara		2		6		57		13		78	78
Surksha	4		4		20		2		30		30
Atchuvely					54		27		81		81
Werawalawaththa					10		11		21		21
wiyalagoda		1		5		64		13		83	83
Eastern Province	5	6	4	9	2	52		16	11	83	94
<b>TOTAL</b>	<b>11</b>	<b>10</b>	<b>17</b>	<b>23</b>	<b>208</b>	<b>394</b>	<b>71</b>	<b>120</b>	<b>307</b>	<b>547</b>	<b>854</b>

## Admissions to Remand Homes by Age Group - 2017

Child Suspects - ළමා සැකකරුවන්

Remand Home/Places of safety/Safe house	Below 7 YRS		7 to 10		11 to 16		Over 16 YRS		Total		Grand Total
	M	F	M	F	M	F	M	F	M	F	
Makola			3		102		51		156		156
Anuradhapura					49		2		51		51
Saliyapura girl's RM						8				8	8
Kithulampitiya			4		115		20		139		139
Rammuthugala											
Jaffna SH- Nanthavanam											
Meegahakotuwa											
Dehiowita					28		9		37		37
Yasodara											
Surksha							12		12		12
Atchuvely					17		9		26		26
Werawalawaththa			3		53		51		107		107
Wiyalagoda											
Eastern Province					26	16	10	6	36	22	58
<b>Total</b>	<b>0</b>	<b>0</b>	<b>10</b>	<b>0</b>	<b>390</b>	<b>24</b>	<b>164</b>	<b>6</b>	<b>564</b>	<b>30</b>	<b>594</b>

## CERTIFIED SCHOOLS

### Admissions to Certified Schools

Name of Certified School	Admission	
	Male	Female
Madatugama - North Central		26
Makola - Western	54	
Keppetipola - Uva	12	
Hikkaduwa- Southern	47	
Kithulampitiya- Southern		13
Rammuthugala - Western		15
Atchuvely- Kondavil Northern	53	
<b>Total</b>	<b>166</b>	<b>54</b>
<b>Grand Total</b>	<b>220</b>	



**Admissions of Certified Schools by Ethnicity**  
**Convicted Children & Victims**

Certified Schools (Convicted Children)	Sinhalese		Tamil		Muslim		Other		Total		Grand Total
	M	F	M	F	M	F	M	F	M	F	
Madatugama		1							0	1	1
Makola	44		1		9				54		54
Keppetipola	6		1						7		7
Hikkaduwa	32		5		1				38		38
Kithulampitiya											
Rammuthugala											
Atchuvely- Kondavil			14		2				16		16
<b>Total</b>	<b>82</b>	<b>1</b>	<b>21</b>		<b>12</b>				<b>115</b>	<b>1</b>	<b>116</b>

Certified Schools (Victims)	Sinhalese		Tamil		Muslim		Other		Total		Grand Total
	M	F	M	F	M	F	M	F	M	F	
Madatugama		25								25	25
Makola											
Keppetipola	4		1						5		5
Hikkaduwa	7		1		1				9		9
Kithulampitiya		12		1						13	13
Rammuthugala		14		1						15	15
Atchuvely- Kondavil			35		2				37		37
<b>Total</b>	<b>11</b>	<b>51</b>	<b>37</b>	<b>2</b>	<b>3</b>				<b>51</b>	<b>53</b>	<b>104</b>

**Admissions of Certified Schools by Age Group**  
**Convicted Children & Victims**

Certified Schools (Convicted Children)	Below 12		12 to 14		15 to 18		over 18		Total		Grand Total
	M	F	M	F	M	F	M	F	M	F	
Madatugama						1				1	1
Makola			18		36				54		54
Keppetipola					7				7		7
Hikkaduwa			9		28		1		38		38
Kithulampitiya											
Rammuthugala											
Atchuvely- Kondavil			5		10		1		16		16
<b>Total</b>			<b>32</b>		<b>81</b>	<b>1</b>	<b>2</b>		<b>115</b>	<b>1</b>	<b>116</b>

Certified Schools (Victims)	Below 12		12 to 14		15 to 18		over 18		Total		Grand Total
	M	F	M	F	M	F	M	F	M	F	
Madatugama				4		21				25	25
Makola											
Keppetipola			2		3				5		5
Hikkaduwa			4		5				9		9
Kithulampitiya		1		7		5				13	13
Rammuthugala				6		9				15	15
Atchuvely- Kondavil			12		22		3		37		37
<b>Total</b>		<b>1</b>	<b>18</b>	<b>17</b>	<b>30</b>	<b>35</b>	<b>3</b>		<b>51</b>	<b>53</b>	<b>104</b>

**Admissions of Certified Schools by Religion**  
**Convicted Children & Victims**

Certified School - Convicted	Buddhist		Hindu		Christian		Islam/ Other		Total		Grand Total
	M	F	M	F	M	F	M	F	M	F	
Madatugama		1								1	1
Makola	41		1		3		9		54		54
Keppetipola	6		1						7		7
Hikkaduwa	32		5				1		38		38
Kithulampitiya											
Rammuthugala											
Atchuvely- Kondavil			10		4		2		16		16
<b>Total</b>	<b>79</b>	<b>1</b>	<b>17</b>		<b>7</b>		<b>12</b>		<b>115</b>	<b>1</b>	<b>116</b>

Certified School - Victims	Buddhist		Hindu		Christian		Islam/ Other		Total		Grand Total
	M	F	M	F	M	F	M	F	M	F	
Madatugama		25								25	25
Makola											
Keppetipola	4		1						5		5
Hikkaduwa	7		1				1		9		9
Kithulampitiya		12		1						13	13
Rammuthugala		13				2				15	15
Atchuvely- Kondavil			30		5		2		37		37
<b>Total</b>	<b>11</b>	<b>50</b>	<b>32</b>	<b>1</b>	<b>5</b>	<b>2</b>	<b>3</b>		<b>51</b>	<b>53</b>	<b>104</b>



# Admissions of Certified Schools by Reasons

Convicted Children	Makola		Kappetipola		Hikkaduwa		Rammuthugala		Atchuvely-Kondavil		Madatugama		Kithulampitiya		Total		Grand Total
	M	F	M	F	M	F	M	F	M	F	M	F	M	F	M	F	
Theft/Burglaries	5		5		18				10			1			38	1	39
Disobedience to parents	1		1		2				2						6		6
Sale & Use of Alcohol & Drug	6				6				3						15		15
Early Marriages					8				1						9		9
Suicide attempts																	
Others	42		1		4										47		47
<b>Total</b>	<b>54</b>		<b>7</b>		<b>38</b>				<b>16</b>			<b>1</b>		<b>1</b>	<b>115</b>	<b>1</b>	<b>116</b>

Victims	Makola		Kappetipola		Hikkaduwa		Rammuthugala		Atchuvely-Kondavil		Madatugama		Kithulampitiya		Total		Grand Total
	M	F	M	F	M	F	M	F	M	F	M	F	M	F	M	F	
Street Children									7				5		12		12
Victims of Abuse									2			21	5		7	21	28
Children in need of care & protection			5				15		25			4			30	19	49
Child Labour									1				3		4		4
Straying																	
Being Stranded																	
Others					9				2						11		11
<b>Total</b>			<b>5</b>		<b>9</b>		<b>15</b>		<b>37</b>			<b>25</b>	<b>13</b>		<b>64</b>	<b>40</b>	<b>104</b>

## STATE RECEIVING HOMES

### Admissions of State Receiving Homes

State Receiving Home	Admission		
	Male	Female	Total
Prajapathi - Western	26	27	53
Ruhunu - Southern	23	19	42
Sujatha - Uva	11	18	29
Abaya - North Central	24	26	50
Tikiri Sevana - Central	16	28	44
Amila Sevana - North Western	16	8	24
Paradise - Sabaragamuwa	13	28	41
State Receiving Home Kaithady	13	12	25
Eastern State Receiving Home	2	4	6
<b>Total</b>	<b>144</b>	<b>170</b>	<b>314</b>

### Admissions of State Receiving Homes by Ethnicity

State Receiving Homes	Sinhalese		Tamil		Muslim		Total		Grand Total
	M	F	M	F	M	F	M	F	
Prajapathi - Western	21	23	5	3		1	26	27	53
Ruhunu - Southern	21	19	2				23	19	42
Sujatha - Uva	7	9	4	8		1	11	18	29
Abaya - North Central	23	26	1				24	26	50
Tikiri Sevana - Central	7	14	8	7	1	7	16	28	44
Amila Sevana - North Western	15	8			1		16	8	24
Paradise - Sabaragamuwa	7	14	5	13	1	1	13	28	41
State Receiving Home Kaithady			13	12			13	12	25
Eastern State Receiving Home			2	4			2	4	6
<b>Total</b>	<b>101</b>	<b>113</b>	<b>40</b>	<b>47</b>	<b>3</b>	<b>10</b>	<b>144</b>	<b>170</b>	<b>314</b>

### Admissions of State Receiving Homes by Age Group

State Receiving Homes	0-2 Years		3 to 4 Years		5-10 Years		Total		Grand Total
	M	F	M	F	M	F	M	F	
Prajapathi - Western	22	25	4	2			26	27	53
Ruhunu - Southern	9	7	14	11		1	23	19	42
Sujatha - Uva	6	13	3	2	2	3	11	18	29
Abaya - North Central	11	9	9	7	4	10	24	26	50
Tikiri Sevana - Central	15	16	1	2	0	10	16	28	44
Amila Sevana - North Western	9	3	6	5	1		16	8	24
Paradise - Sabaragamuwa	7	9	5	8	1	11	13	28	41
State Receiving Home Kaithady	9	10	2	1	2	1	13	12	25
Eastern State Receiving Home	1	4	1				2	4	6
<b>Total</b>	<b>89</b>	<b>96</b>	<b>45</b>	<b>38</b>	<b>10</b>	<b>36</b>	<b>144</b>	<b>170</b>	<b>314</b>



### Admissions of State Receiving Homes by Situations

State Receiving Homes	Orphaned		Abandoned		Destitute		Care & Protection		Total		Grand Total
	M	F	M	F	M	F	M	F	M	F	
Prajapathi - Western			13	15			13	12	26	27	53
Ruhunu - Southern				1	23	18			23	19	42
Sujatha - Uva			5	9	6	9			11	18	29
Abaya - North Central							24	26	24	26	50
Tikiri Sevana - Central				3	16	25			16	28	44
Amila Sevana - North Western	2	5	1		1		12	3	16	8	24
Paradise - Sabaragamuwa			5	9			8	19	13	28	41
State Receiving Home Kaithady		2	8	6	2	2	3	2	13	12	25
Eastern State Receiving Home	1	4	1						2	4	6
<b>Total</b>	<b>3</b>	<b>11</b>	<b>33</b>	<b>43</b>	<b>48</b>	<b>54</b>	<b>60</b>	<b>62</b>	<b>144</b>	<b>170</b>	<b>314</b>

### Admissions of State Receiving Homes by Reasons

State Receiving Homes	On Court Orders		From Hospital		By the Probation		By Other means		Total		Grand Total
	M	F	M	F	M	F	M	F	M	F	
Prajapathi - Western	16	15			10	12			26	27	53
Ruhunu - Southern	15	9		2	8	8			23	19	42
Sujatha - Uva	4	5	3	6	4	7			11	18	29
Abaya - North Central	14	19	1		9	7			24	26	50
Tikiri Sevana - Central	10	19	1	0	5	9			16	28	44
Amila Sevana - North Western	14	7		1	2				16	8	24
Paradise - Sabaragamuwa	3	12	4	3	5	7	1	6	13	28	41
State Receiving Home Kaithady	13	12							13	12	25
Eastern State Receiving Home	2	4							2	4	6
<b>Total</b>	<b>91</b>	<b>102</b>	<b>9</b>	<b>12</b>	<b>43</b>	<b>50</b>	<b>1</b>	<b>6</b>	<b>144</b>	<b>170</b>	<b>314</b>

### Placement of Children Discharged from State Receiving Homes

State Receiving Homes	Handling over to		Legal Adoption		On Fit Person		Transfer to Voluntary		Total		Grand Total
	M	F	M	F	M	F	M	F	M	F	
Prajapathi - Western	4	3	2	2			20	22	26	27	53
Ruhunu - Southern	4	8	7	4	8	3	4	4	23	19	42
Sujatha - Uva	4	8	3	4	2	2	2	4	11	18	29
Abaya - North Central	5	5	5	2	8	6	6	13	24	26	50
Tikiri Sevana - Central	9	9	3	7	1	3	3	9	16	28	44
Amila Sevana - North Western	6	4	5	2	1		4	2	16	8	24
Paradise - Sabaragamuwa	10	20	2	3			1	5	13	28	41
State Receiving Home Kaithady	8	6	4	3			1	3	13	12	25
Eastern State Receiving Home			1	4			1		2	4	6
<b>Total</b>	<b>50</b>	<b>63</b>	<b>32</b>	<b>31</b>	<b>20</b>	<b>14</b>	<b>42</b>	<b>62</b>	<b>144</b>	<b>170</b>	<b>314</b>

## DETENTION HOME

### Admissions to Detention Home

Name of Detention Home	Admission	
	Male	Female
Halpathota- Southern	5	8
<b>Total</b>	<b>13</b>	

### Admissions to Halpatota Detention Home by Ethnicity, Religion & Age Group

Sex	Ethnicity				Total	Religion				Total	Age Group				Total
	Sinhala	Tamil	Muslim	Other		Buddhist	Hindu	Islam	Christianity		8 to 12	13 to 14	15 to 16	Over 16	
Male	4	1			5	4			1	5	1	1	3		5
Female	6	2			8	6	2			8	1	4	3		8
<b>Total</b>	<b>10</b>	<b>3</b>			<b>13</b>	<b>10</b>	<b>2</b>		<b>1</b>	<b>13</b>	<b>2</b>	<b>5</b>	<b>6</b>		<b>13</b>

### Admission to Halpathota Detention Home by Offence

Offence	No. of Children	
	Male	Female
Thefts	1	
Disobedience to parents		
Sale or used of Alcohol	1	
Street Living		
Abandoned		
In need of care and protection	3	8
Other		
<b>Total</b>	<b>5</b>	<b>8</b>
<b>Grand Total</b>	<b>13</b>	



## APPROVED SCHOOL

### Admission to the Approved School - Maggona

Name of the Approved School	Admission
Maggona	78
<b>Total</b>	<b>78</b>

### Approved School - Maggona by Religion

Religion	No of Children
Buddhist	11
Hindu	3
Islam	1
Roman Cathalic	63
<b>Total</b>	<b>78</b>

### Approved School Admissions by Ethnicity

Ethnicity	No of Children
Sinhala	74
Tamil	3
Muslim	1
Other	-
<b>Total</b>	<b>78</b>

### Approved School Admissions by Age Group

Age Group	2017
6 to 10	2
11 to 15	54
16 to 18	20
18 Above	2
<b>Total</b>	<b>78</b>

Approved School - Maggona	2017
Children at the beginning of the year	52
New Admission	34
Children who left	11
Children at the end of the year	<b>78</b>

## OTHER CHILDREN HOMES

### Homes for Street Children Uva Province

Name of the Home	Admission	
	Male	Female
1.Sewana Girl's Children Home - Bibila		21
2.Nanesarana Center - Katharagama	17	
3.Madurukatiya Children Home		21
Total	17	42
Grand Total	59	

### Admissions of Children Homes by Ethnicity

Name of the Home	Sinhalese		Tamil		Muslim		Total		Grand Total
	M	F	M	F	M	F	M	F	
Sewana Girl's Children Home - Bibila		20		1				21	21
Nanesarana Center - Katharagama	8		8		1		17		17
Madurukatiya Children Home		18		3				21	21
Total	8	38	8	4	1	0	17	42	59

### Admissions of Children Homes by Religion

Name of the Home	Buddhist		Hindu		Christian		Islam/Other		Total		Grand Total
	M	F	M	F	M	F	M	F	M	F	
Sewana Girl's Children Home - Bibila		20		1						21	21
Nanesarana Center - Katharagama	17								17		17
Madurukatiya Children Home		18		3						21	21
Total	17	38		4					17	42	59

### Admissions of Children Homes by Age Group

Name of the Home	Below 6 Yrs		6 to 10 Yrs		11 to 12 Yrs		13 to 18 Yrs		Total		Grand Total
	M	F	M	F	M	F	M	F	M	F	
Sewana Girl's Children Home - Bibila				2		1		18		21	21
Nanesarana Center - Katharagama	1		5		5		6		17		17
Madurukatiya Children Home		1		3		2		15		21	21
Total	1	1	5	5	5	3	6	33	17	42	59



**Dharmapala Bosath Girl's Children Home**  
**North Central Province**

Name of the Home	Admission	
	Male	Female
4.Dharmapala Bosath		21
Total		21
Grand Total	21	

**Admissions to Children home by Ethnicity and Religion**

Name of the Home	Number of Children									
	Ethnicity					Religion				
	Sinhala	Tamil	Muslim	Other	Total	Buddhist	Hindu	Islam	Christianity	Total
Dharmapala Bosath	21				21	21				21
Total	21				21	21				21
Grand Total	21					21				

Name of the Home	Age Group				
	5-9 Years	10-14 Years	15-18 Years	Over 18 Yrs	Total
Dharmapala Bosath	4	6	10	1	21
Total	4	6	10	1	21
Grand Total	21				

**NATIONAL TRAINING AND COUNSELLING CENTER**

**1. Paraththa**

**Admissions to the National Training & Counselling Center**

Province	District	No. of Children		
		Male	Female	Total
Western	Colombo	-	2	3
	Gampaha	-	1	
	Kalutara	-	-	
Northern	Ampara	-	1	1
	Batticaloa	-	-	
	Trincomalee	-	-	
Sabaragamuwa	Kegalle	-	-	1
	Rathnapura	-	1	
Southern	Galle	-	3	7
	Hambantota	-	2	
	Matara	-	2	
North Western	Puttlam	-	1	6
	Kurunegala	-	5	
North Central	Anuradhapura	-	2	2
Central	Matale	-	3	7
	Kandy	-	4	
Uva	Monaragala	-	1	2
	Badulla	-	1	
Total			29	29



## National Training & Counselling Center - Paraththa

### Admissions by Ethnicity Religion and Age Group

Year	Number of Children														
	Ethnicity					Religion					Age Group				
	Sinhala	Tamil	Muslim	Other	Total	Buddhist	Hindu	Islam	Christianity	Total	5-9 Years	10-14 Years	15-18 Years	Over 18 Yrs	Total
2017	27	2			29	27	2			29		5	24		29
Total	27	2			29	27	2			29		5	24		29

### Admission of National Training & Counselling Center by Offence

Offence	No. of Children
Sexually Abused	17
Rape	1
Straying	
Disobedience	
Underage Marriage	
On Suspicion	
Other/Using Drug/Not secure at home	11
Other	
Total	29

## 2. Vishaka Girl's Vocational Training Center Uva Province

### Admission of Training Center

Name of the Training Center	Admission	
	M	F
Vishaka		21
<b>Total</b>	<b>21</b>	

### Type of Vocational training and Number of Children obtaining the Course in Vishaka

Vocational Training	No. of Children
Juki Machine Course	21
<b>Total</b>	<b>21</b>

## 3. Admission to Yeheli Counselling Center North Central Province

### Admission of Counselling Center

Name of the Counselling Center	Admission	
	M	F
Yeheli		53
<b>Total</b>	<b>53</b>	

### Admissions of Yeheli Counselling Center by Ethnicity Religion and Age Group

Year	Number of Children														
	Ethnicity					Religion					Age Group				
	Sinhala	Tamil	Muslim	Other	Total	Buddhist	Hindu	Islam	Christianity	Total	5-9 Years	10-14 Years	15-18 Years	Over 18 Yrs	Total
2017	53					53						12	34	7	53
<b>Total</b>	<b>53</b>					<b>53</b>						<b>12</b>	<b>34</b>	<b>7</b>	<b>53</b>



## **VOLUNTARY HOMES**

### **Number of Children in Voluntary Homes by Province**

#### **Registered :**

<b>Province</b>	<b>No. of Registered Voluntary Homes</b>	<b>No. of Children</b>		
		<b>Male</b>	<b>Female</b>	<b>Total</b>
Western	116	1385	1615	<b>3000</b>
Central	35	307	595	<b>902</b>
Southern	26	185	410	<b>595</b>
Northern	29	382	1029	<b>1411</b>
Eastern	57	635	890	<b>1525</b>
North Western	38	347	558	<b>905</b>
North Central	8	33	148	<b>181</b>
Uva	9	140	283	<b>423</b>
Sabaragamuwa	15	180	230	<b>410</b>
<b>Total</b>	<b>333</b>	<b>3594</b>	<b>5758</b>	<b>9352</b>

#### **Unregistered :**

<b>Province</b>	<b>No. of Unregistered Voluntary Homes</b>	<b>No. of Children</b>		
		<b>Male</b>	<b>Female</b>	<b>Total</b>
Western	15	228	85	<b>313</b>
Central	1		34	<b>34</b>
Southern				
Northern	9	198	268	<b>466</b>
Eastern	1		18	<b>18</b>
North Western	1		5	<b>5</b>
North Central	1	37	76	<b>113</b>
Uva				
Sabaragamuwa				
<b>Total</b>	<b>28</b>	<b>463</b>	<b>486</b>	<b>949</b>

# ***PROBATION OFFENDERS***



### No. of Probation Offenders by Gender - 2017

Province	No of Children		
	Male	Female	Total
Western	132	465	597
Central	456	108	564
Southern	175	81	256
Northern	142	121	263
Eastern	45	8	53
North Western	79	42	121
North Central	206	144	350
Uva	90	88	178
Sabaragamuwa	37		37
<b>Total</b>	<b>1362</b>	<b>1057</b>	<b>2419</b>

### No. of Probation Offenders by Offence - 2017

#### Children Below 18 Years

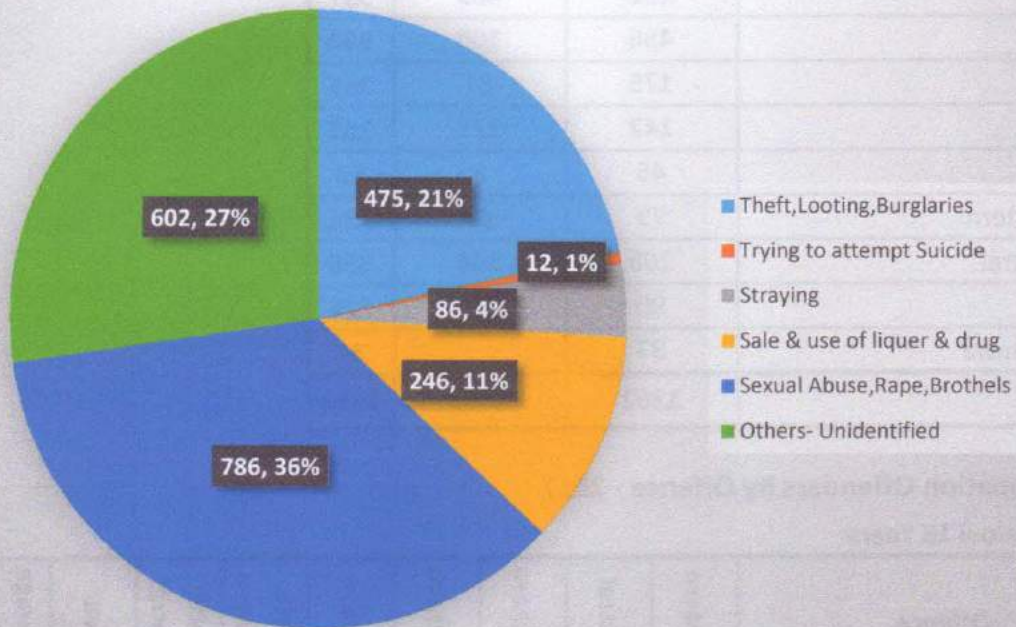
Offence	Western	Central	Southern	Northern	Eastern	North Western	North Central	Uva	Sabaraga muwa	TOTAL
Theft,Looting,Burglaries	109	67	37	65	35	46	59	41	16	475
Trying to attempt Suicide	1			11						12
Straying	25	1	19	15			26			86
Sale & use of liquer & drug	43	107	13	20	8	18	21	5	11	246
Sexual Abuse,Rape,Brothels	247	87	104	90	4	39	126	82	7	786
Others (Unidentified)	111	167	82	59	4	13	117	47	2	602
<b>Total</b>	<b>536</b>	<b>429</b>	<b>255</b>	<b>260</b>	<b>51</b>	<b>116</b>	<b>349</b>	<b>175</b>	<b>36</b>	<b>2207</b>

### No. of Probation Offenders by Offence - 2017

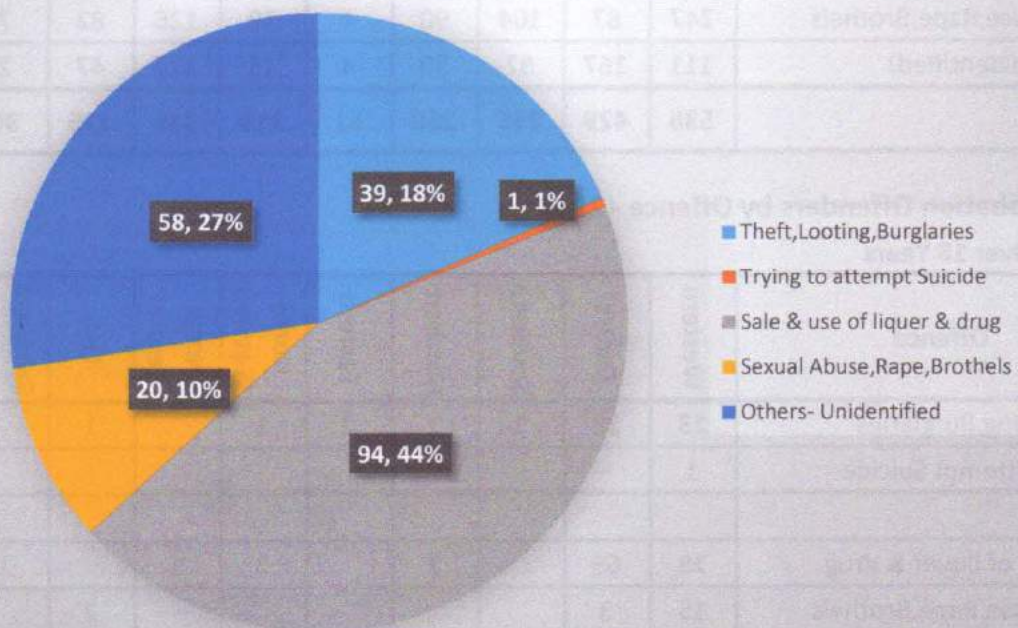
#### Children Over 18 Years

Offence	Western	Central	Southern	Northern	Eastern	North Western	North Central	Uva	Sabaraga muwa	TOTAL
Theft,Looting,Burglaries	13	20	1	1	2	1		1		39
Trying to attempt Suicide	1									1
Straying										
Sale & use of liquer & drug	19	69		2		2	1		1	94
Sexual Abuse,Rape,Brothels	15	3						2		20
Others (Unidentified)	13	43				2				58
<b>Total</b>	<b>61</b>	<b>135</b>	<b>1</b>	<b>3</b>	<b>2</b>	<b>5</b>	<b>1</b>	<b>3</b>	<b>1</b>	<b>212</b>

### No. of Probation Offenders by Offence (Children Below 18 Years)



### No. of Probation Offenders by Offence (Children Over 18 Years)





# ***JUVENILE DELINQUENCY***

# Number of Children who are not committed to Institutionalized rehabilitation by Courts

අධිකරණ මගින් සෘජුව විකල්ප ක්‍රම වලට යොමු කරනු ලබන වින්දිත ළමුන් සංඛ්‍යාව

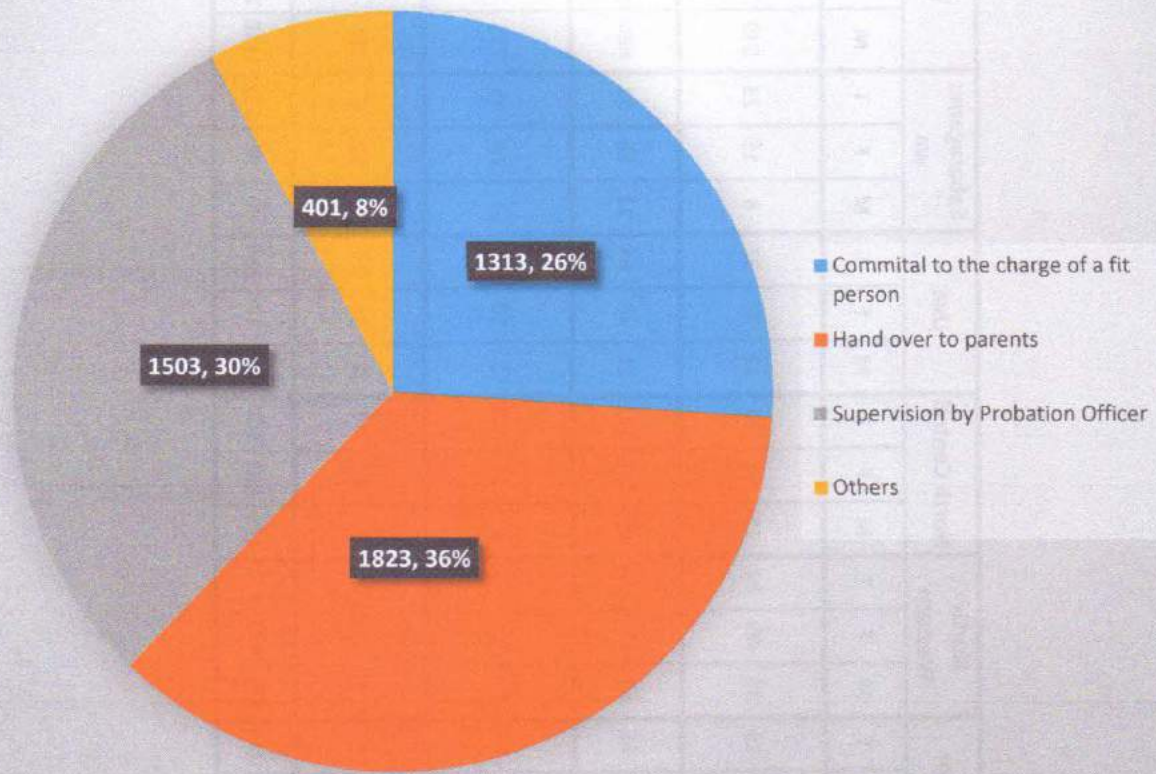
(Juveniles in need of care and protection)

(භාරය හා ආරක්ෂාව අවශ්‍ය ළමුන් සඳහා)

Alternative for Institutionalization	Western			Central			Southern			Northern			Eastern			North Western			North Central			Uva			Sabaragamuwa			Total		
	M	F	T	M	F	T	M	F	T	M	F	T	M	F	T	M	F	T	M	F	T	M	F	T	M	F	T			
ආයතනගත කිරීමට අමතරව ඇති විකල්පයන්																														
Commitment to the charge of a fit person	111	151	262	64	83	147	36	82	118	255	293	548	9	14	23	39	45	84	15	61	76	12	20	32	8	15	23	549	764	1313
සුදුසු පුද්ගලයෙකු වෙත හැරවීම																														
Hand over to parents	227	295	522	68	79	147	76	176	252	122	165	287	31	24	55	69	225	294	43	128	171	31	33	64	13	18	31	680	1143	1823
දෙමාපියන්ට හැරවීම																														
Supervision by Probation Officer	262	283	545	134	115	249	60	76	136	134	68	202	30	36	66	29	121	150	54	51	105	5	10	15	7	28	35	715	788	1503
පරිවෘත නිලධාරී විසින් අධීක්ෂණය																														
Others	21	11	32	25	33	58	12	23	35	23	26	49	33	37	70	24	19	43	7	41	48	9	14	23	12	31	43	166	235	401
වෙනත්																														
Total	621	740	1361	291	310	601	184	357	541	534	552	1086	103	111	214	161	410	571	119	281	400	57	77	134	40	92	132	2110	2930	5040



## No. of Children who are not committed to Institutionalized Rehabilitation by Courts



# Sentencing options for Juveniles

(ආයතන හත සුනරුත්ථාපනයට යොමු නොකර වෙනත් දඬුවම් ක්‍රම වලට සෘජුව අධිකරණ මගින් යොමු කරන ලද ළමුන් සංඛ්‍යාව)

Sentencing options	Western			Central			Southern			Northern			Eastern			North Western			North Central			Uva			Sabaragamuwa			Total		
	M	F	T	M	F	T	M	F	T	M	F	T	M	F	T	M	F	T	M	F	T	M	F	T	M	F	T			
වෙනත් දඬුවම් ක්‍රම																														
Conditional Discharge	61	31	92	10	8	18	25	59	84	7	1	8	6	3	9	11	6	17	3	2	5	1	5	6				124	115	239
කොන්දේසිගත නිදහස් කිරීම																														
Admonition and Discharge	26	7	33	29	12	41	12	23	35	12		12	59	13	72	21	4	25	1	8	9	11	3	14	20	7	27	191	77	268
අවවාද කර නිදහස් කිරීම																														
Deliver to parent/guardian	160	203	363	70	59	129	33	99	132	15	4	19	18	11	29	96	161	257	24	60	84	44	42	86	16	27	43	476	666	1142
දෙමාපියන්ට/භාරකරුවන්ට පැවරීම																														
Probation	120	15	135	252	3	255	21	5	26	10	12	22	13	6	19	49	28	77	59	74	133	26	11	37	37		37	587	154	741
පරිවෘස																														
Detention in Lieu of Death sentence																												7	4	11
මරණීය දණ්ඩනය වෙනුවට මරණ තැබීම																														
Committal to the charge of a fit person	81	107	188	51	61	112	4	15	19	5	4	9	5	7	12	16	88	104	20	39	59	28	17	45	17	49	66	227	387	614
සුදුසු පුද්ගලයෙකු භාගයට පත් කිරීම																														
Imprisonment																														
සිර දඬුවම																														
Suspended sentence of imprisonment				1		1				4	1	5										2		2				7	1	8
බන්ධනාගාර ගත කිරීමේ අත්හිටවූ බන්ධන නියමය																														
Order Parents to pay fine	5		5	4		4	1		1	6		6	3	1	4	4	5	9	3		3				4	15	19	30	21	51
දඩ ගෙවීමට දෙමව්පියන්ට නියෝග කිරීම																														
Total	453	363	816	417	143	560	96	201	297	59	22	81	104	41	145	204	296	500	110	183	293	112	78	143	94	98	192	1649	1425	3074



# ***ADOPTION***

## **ADOPTION**

Adoption is effected through the Judiciary. It is the general practice of courts to appoint probation officers to report on the suitability of applicants and the welfare and interests of the child in adoption proceeding. The Department of Probation and Child Care Services facilitates the selection of suitable children in Children Homes for prospective adopters.

Adoption is categorized into two (2) as,

- Local Adoption
- Foreign Adoption

### **Local Adoption**

Local Adoption is conducting through the Provincial Department of Probation and Child Care Services.

Province	No. of Children
	2017
Western	425
Central	13
Southern	8
Northern	24
Eastern	59
North Western	9
North Central	95
Uva	7
Sabaragamuwa	38
<b>Total</b>	<b>678</b>



### Foreign Adoption

Locally rejected children are referred for the foreign adoption. The sole authority for the international adoption is the Department of Probation and Child Care Services - Central Government.

Country	2017		
	Local	Foreign	Total
UK	3		3
Germany		4	4
USA			
France		2	2
Netherland		1	1
Australia			
Canada	1		1
Singapore			
Switzerland			
Austria			
Norway			
Italy			
Ireland			
New Zealand			
<b>Total</b>	<b>4</b>	<b>7</b>	<b>11</b>

**Foreign:** Any applicant who is not a citizen of Sri Lanka and not domiciles or resident in Sri Lanka.

**Local** : Sri Lankans who are living abroad